


HOW TO:

# Care for your Chromebook


Brought to you by  
The Lathrop Library  
& Technology Team



# Keep your Chromebook on a flat surface


Do NOT leave it on the floor where it can be stepped on.

**Reminder:** Keep foods and drink away.




# Do NOT over-charge your Chromebook

Once it hits 100% you can uncharge it  
until you have low battery.



# Remove any unused extensions and limit your tabs

Having too many extensions and open tabs can slow down your computer.



# 3

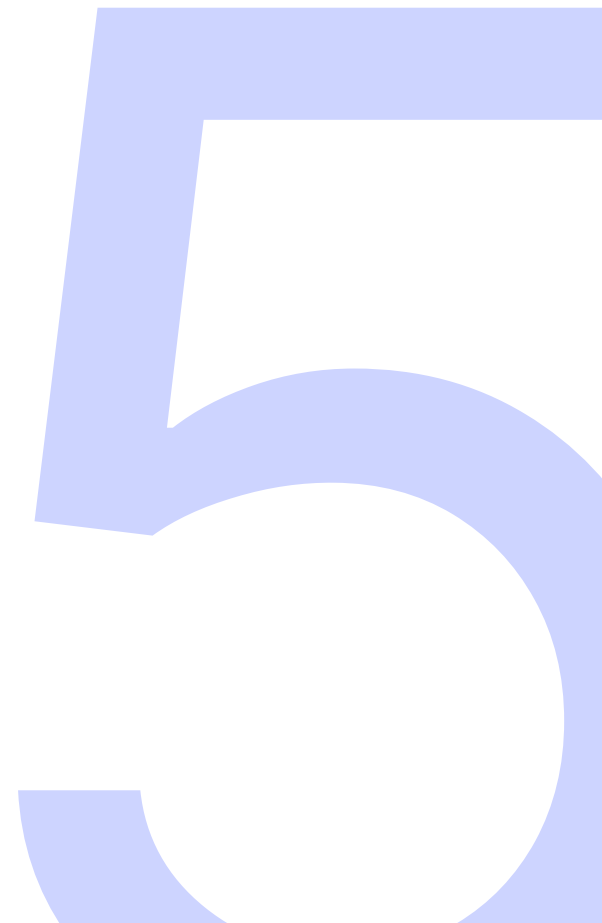
# Do NOT put heavy objects on the Chromebook or lift it by the screen.

This can cause damage to the screen and will need to be repaired.



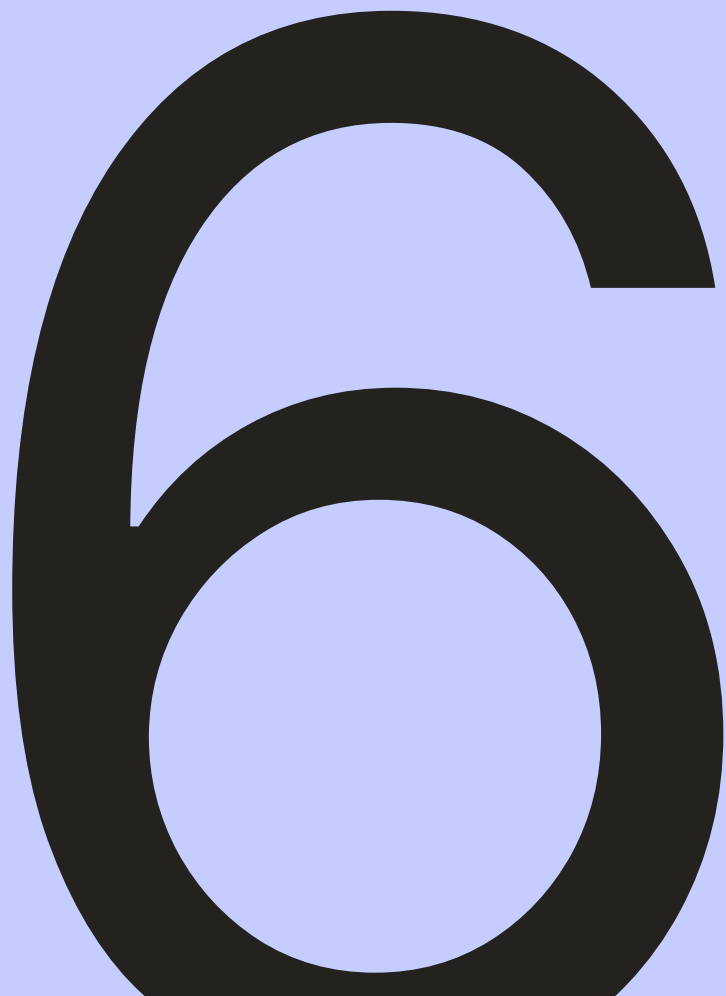
# Keep your Chromebook clean and do NOT add stickers

**Reminder:** Please do NOT remove or damage any barcodes or labels that were added by the school.



# Please do NOT pick off the keys on the keyboard.

**Reminder:** If the keyboard is missing more than two keys, a fine will be added on your account.



**Does your Chromebook need  
repair?  
Do you need help logging on?**

**We are here to help!**

**Come by Lathrop for tech  
support**

**Monday - Friday**

***7:45AM - 9:15 AM***

**and**

***2:00PM to 5:00 PM***

